
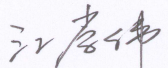


**SHANDONG HIPOWER ENERGY  
GROUP**

**Lithium-Ion Battery  
SPECIFICATION**



**Typical curves**

Name	LiFePO <sub>4</sub> Battery
Number	HP-DT-P-001
Type	HP- IFP -001
Specification	Data Sheet
Prepared	 2018.1.18
Checked	 08.1.18

Approved

*[Handwritten Signature]*

08. 1. 18.

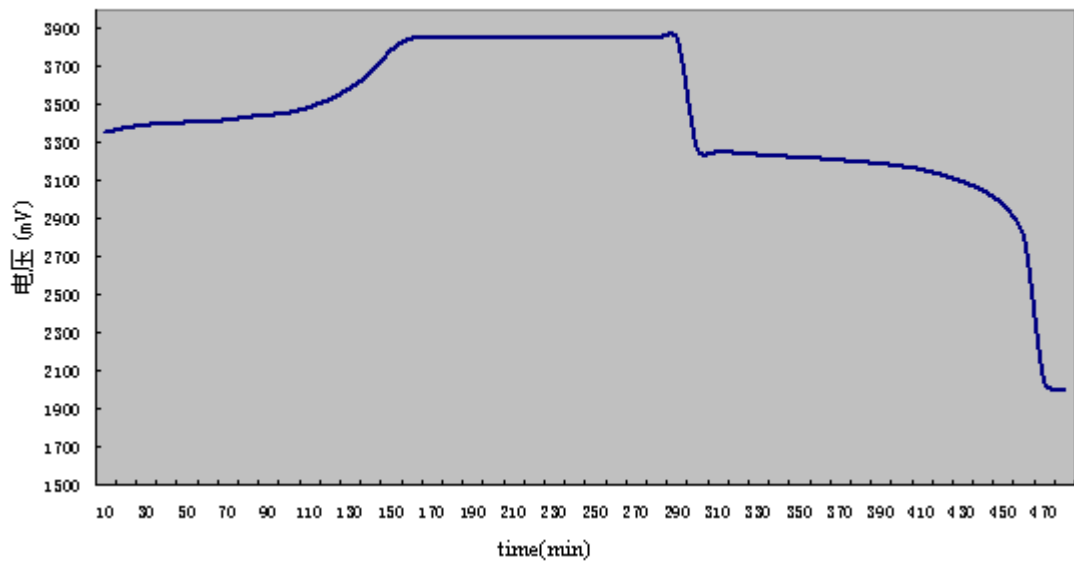
Address: HiPower Industrial Park, NO.1 Tianan Rd, Hi-Tech Development

District, Zaozhuang, Shandong, CHINA

Tel: (86-632)8636276 Fax: (86-632)8636289

1. Typical charge/discharge curve graph :

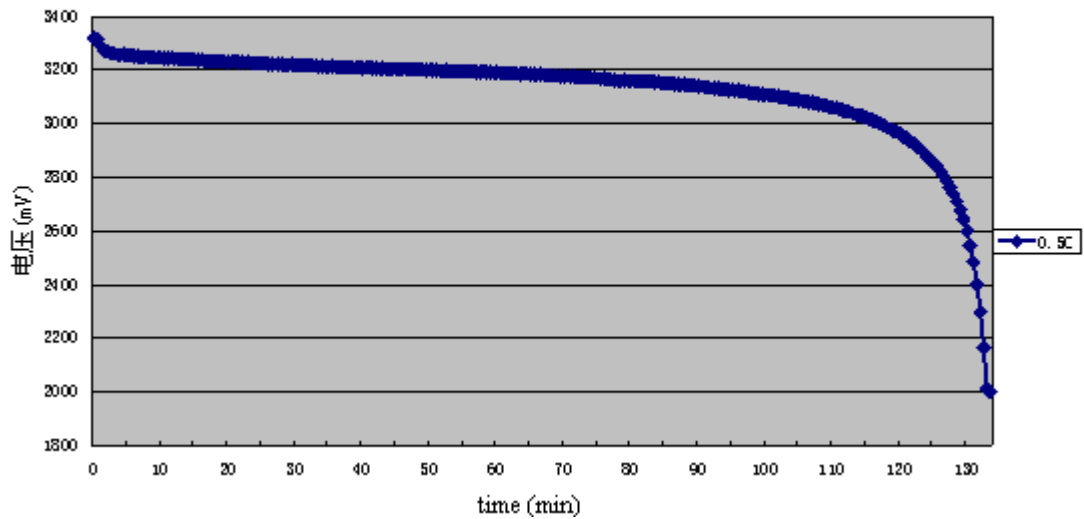
battery charge&discharge testing curve



2. Discharge curve at different rate:

:

LiFePO<sub>4</sub> Battery discharge curve at 0.5C



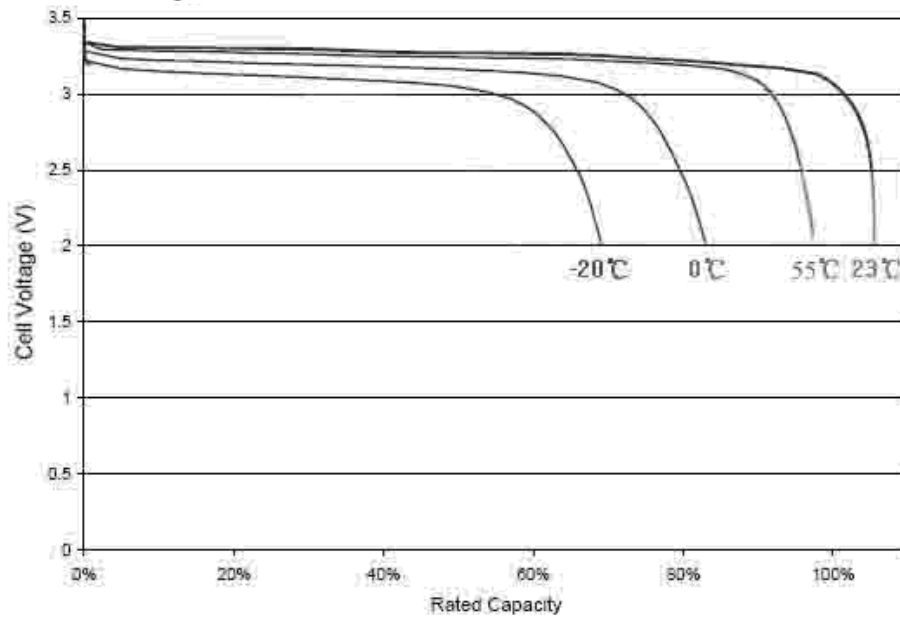
This curve shows the discharge capacity at high drain rate . The Max discharge current allowed is 3C ,which is the instantaneous current within 15s .

3. High/Low-temperature testing typical curve:

### Discharge Temperature Characteristics

Charge: C/3 to 3.85V (CC-CV)

Discharge: C/3 as indicated



### 4. Cycle life curve:

#### Cycle Life Characteristics

Charge: 0.3C to 3.85V (CC-CV)

Discharge: 0.5C to 2.00V (100% Depth of Discharge)

